



■ Features

- Driven by constant voltage DC12V, safe and reliable
- High brightness LED, wide beam angle, low lumen depreciation
- Dimmable with LED strip light controller
- IP 65 design
- 2 years warranty

■ Applications

- LED decorative lighting
- LED indoor lighting

■ Description

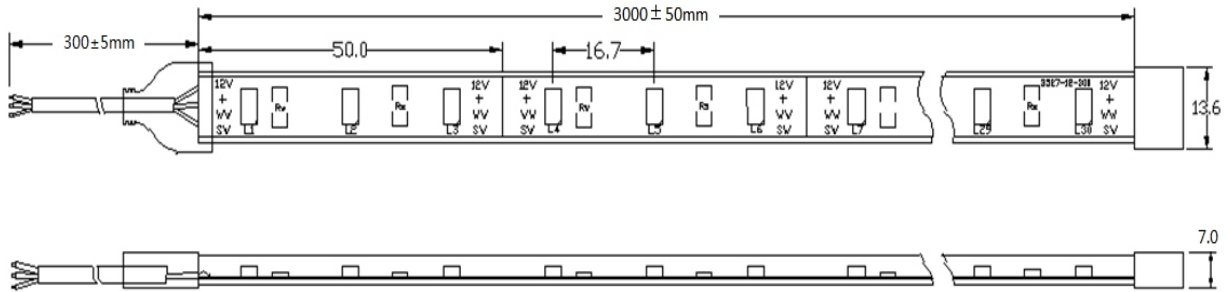
IRL-CL2-01 is a LED strip module utilizing 3527 SMD package and the FPC PCB as the substrate. It is highly flexible and easily bendable, rated IP65 and anti-UV. The brightness and color temperature of the module can be adjusted by the means of a color temperature controller. It perfectly fits various types of LED decorative lighting applications.

SPECIFICATION

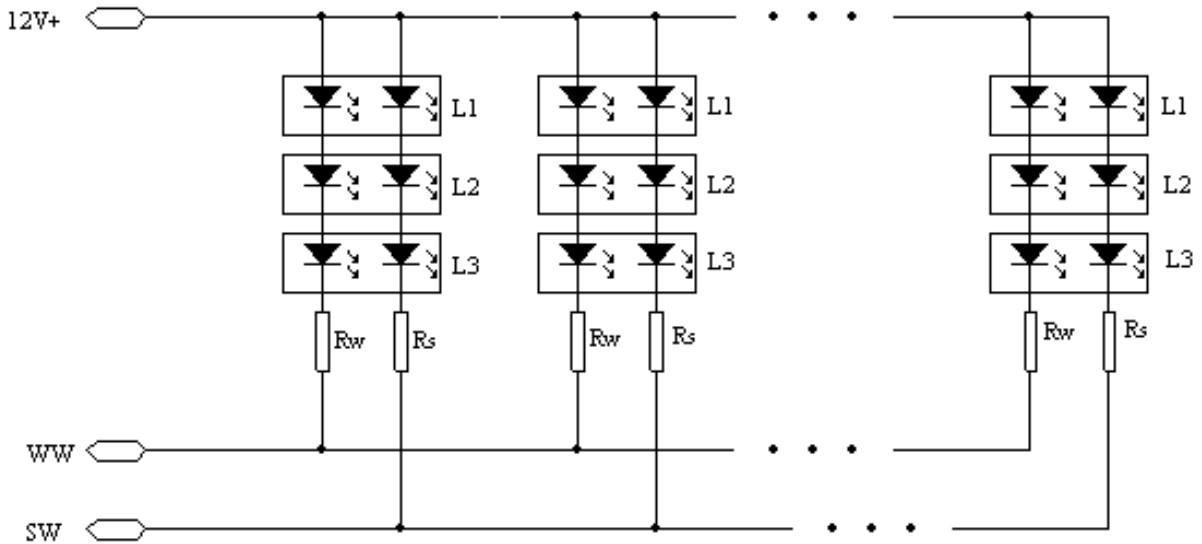
MODEL	IRL-CL2-01
DIMENSION	3000×13.6×7mm (L*W*H)
COLOR	Standard white~Warm white
BEAM ANGLE	120°
LED PACKAGE	3527(two color)
LED QUANTITY	60 LEDs/m
LUMINOUS FLUX	580lm/m
WAVELENGTH OR COLOR TEMPERATURE	SW:5700-6500K WW:2900-3200K
RATED WORKING VOLTAGE	DC12V
RATED INPUT POWER	7.2W/m
WORKING TEMPERATURE	-20°C~ +45°C
IP LEVEL	IP 65
PACKING	0.11Kg,40pcs/8.5Kg/44x40x26cm
NOTE : The luminous flux is allowed to float with + 10%.	

■ Mechanical Specification

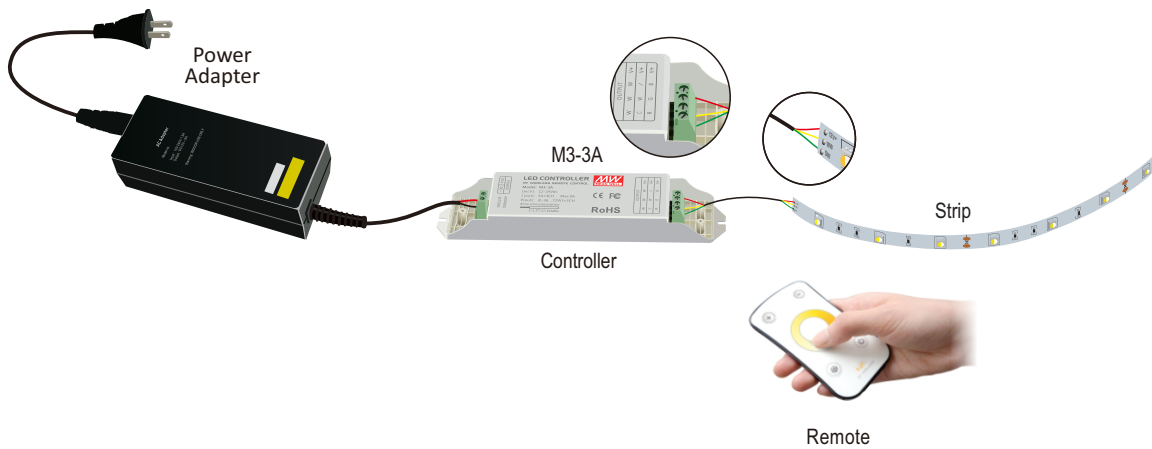
Unit:mm



■ Circuit Diagram



■ Configuration for Brightness Adjustment



■ Cautions

- Cautiously route all wires so they cannot be easily pulled out, pinched or damaged.
- Do not press on the LEDs or other components on the strip.
- Do not twist and bend less than 60mm diameter.
- Do not install the product in an environment, with direct exposure to sunshine, water, oil or corrosion.
- Ensure that the mounting surface is clean, dry and free from oil, grease or wax.
- For the best effect, the power wire of each LED strips should be connected to the driver.
- The power rating of the driver is suggested to be at least 20% higher than the total required wattage of the strip(s) being powered.
- Do not drive the strip before completely releasing it from the reel.
- Switch OFF power at the mains before installing the LED strip. Check the supply voltage and wire connections before switching the power on.